

CMA One Line Landscape Residential Report

Sorted by display order


Listings as of 04/07/2018 at 4:31PM

Contains selected listings. Map Draw 1 Shape Property Type RESI Statuses Active, Pending, Sold (1/1/2018 or after)



Page 1

Residential

Pending

MLS#	Area/SIC	Address	#	Rms	Bd	Bth	Type	AbvGSF	\$/SqFt	Acres	Year	LO	Date	DOM/CDOM	Orig Price	List Price
1568910	 C01UN	4107 Roland Creek Dr		8	4	3 (2 1)	SFRD	3,226	100	0.2250	2015	SIBC04	03/14/18	7/7	317,500	322,000
Listing Count		1	Averages												317,500	322,000
			High	322,000				Low	322,000				Total	322,000		Median 322,000

Sold

MLS#	Area/SIC	Address	#	Rms	Bd	Bth	Type	AbvGSF	\$/SqFt	Acres	Year	LO	Date	DOM/CDOM	Orig Price	List Price	Sale Price	SP % LP
1564674	 C01UN	929 Shireton Ct		6	3	2 (2 0)	SFRD	2,212	128	0.2300	2012	SIBC04	03/19/18	36/71	289,900	289,900	282,500	97.45%
1563546	 C01UN	4115 Roland Creek Dr		7	3	2 (2 0)	SFRD	2,211	140	0.2650	2015	SIBC04	03/15/18	41/143	315,000	315,000	309,000	98.10%
Listing Count		2	Averages												302,450	302,450	295,750	97.78%
			High	309,000				Low	282,500				Total	591,500		Median	295,750	
Property Type Count		3	Property Type Avgs											28/74	307,467	308,967		

Click on the MLS# for Additional Information | Click on the Camera ICON for Photo | Click on the Address for Map | R-SqFt: Realist2/CoreLogic Building SqFt

[Click here for Area/SIC reference list.](#)

Report Prepared by: James H Hood ABR, CRS

513-201-7890

Fathom Realty Ohio

877-661-1977

Featured properties many not be listed by the presenting office/agent.

Information has not been verified, is not guaranteed and subject to change.

Copyright ©2018 MLS of Greater Cincinnati, Inc. All rights reserved.

