

CMA One Line Landscape Residential Report

Sorted by Status (asc), Area (asc), Price (asc)









Listings as of 10/01/2017 at 2:02PM

Contains selected listings. Map Draw 1 Shape Property Type RESI Status Sold (7/1/2017 to 9/30/2017)

Page 1

Residential

Sold

MLS#	Area/SIC	Address	#	Rms	Bd	Bth	Type	AbvGSF	\$/SqFt	Acres	Age	LO	Date	DOM/CDOM	Orig Price	List Price	Sale Price	SP % LP	
1540956	 C01AM	1 Tall Trees Dr		5	2	1 (1 0)	COND	1,032	89		17	EAST01	08/29/17	42/42	99,900	99,900	92,000	92.09%	
1541399	 C01BT	109 Ledgerwoods Dr		7	3	2 (2 0)	COND	1,176	89	0.0169	15	COLD23	08/24/17	27/27	114,900	109,900	105,000	95.54%	
1545216	 C01AM	43 Tall Trees Dr		6	3	2 (2 0)	COND	1,176	100		17	SIBC04	08/22/17	2/2	115,000	115,000	117,500	102.17%	
1535607	 C01BT	3605 N Heartwood Rd		8	3	4 (2 2)	SFRD	1,625	111	0.2800	18	COMY21	08/04/17	26/26	185,000	180,000	180,000	100.00%	
1546988	 C01BT	3559 S Heartwood Rd		8	4	4 (2 2)	SFRD	2,124	89	0.2370	16	SIBC09	08/31/17	2/50	195,000	195,000	190,000	97.44%	
1548121	 C01BT	1586 Creekside Rd		6	3	2 (2 0)	SFRD	1,273	149	0.3100	15	READ02	08/21/17	1/1	194,500	194,500	190,000	97.69%	
1541082	 C01BT	1552 Appletree Dr		6	3	2 (2 0)	SFRD	1,567	121	0.2600	14	COLD23	07/31/17	2/2	195,000	195,000	190,000	97.44%	
1542659	 C01BT	1501 Thornberry Rd		10	4	4 (2 2)	SFRD	2,248	89	0.3400	15	HERR10	08/17/17	24/24	199,900	199,900	199,000	99.55%	
Listing Count		8	Averages												16/22	162,400	161,150	157,938	97.74%
			High 199,000														Median 185,000		
			Low 92,000												Total 1,263,500				
Property Type Count		8	Property Type Avgs												16/22	162,400	161,150		

Click on the MLS# for Additional Information | Click on the Camera ICON for Photo | Click on the Address for Map | R-SqFt: Realist2/CoreLogic Building SqFt

[Click here for Area/SIC reference list.](#)

Report Prepared by: James H Hood ABR, CRS

513-201-7890

RE/MAX Elite

513-248-3660

Featured properties many not be listed by the presenting office/agent.

Information has not been verified, is not guaranteed and subject to change.

Copyright ©2017 MLS of Greater Cincinnati, Inc. All rights reserved.

