





**CMA One Line Landscape Residential Report**  
**Sorted by Status (asc), Area (asc), Price (asc)**

Listings as of 09/30/2017 at 6:30AM

Contains selected listings. Map Draw 1 Shape Property Type RESI Status Sold (6/1/2017 to 8/31/2017)

**Residential**

**Sold**

MLS#	Area/SIC	Address	#	Rms	Bd	Bth	Type	AbvGSF	\$/SqFt	Acres	Age	LO	Date	DOM/CDOM	Orig Price	List Price	Sale Price	SP % LP	
1532195	 C01BT	1242 Villa Parke		7	3	2 (2 0)	COND	1,968	78		16	SIBC04	06/15/17	29/29	159,900	155,000	153,000	98.71%	
1541026	 C01BT	3837 Morgan Ct		9	4	3 (2 1)	SFRD	2,000	115	0.2400	9	REPM01	07/21/17	1/63	229,500	229,500	229,500	100.00%	
1535456	 C01BT	1246 E Glenwood Ct		10	4	3 (2 1)	SFRD	3,024	77	0.2690	12	SIBC04	06/20/17	4/53	239,900	239,900	233,000	97.12%	
1543198	 C01BT	1221 W Glenwood Ct		10	4	4 (3 1)	SFRD	2,646	95	0.2420	7	REPL01	08/14/17	1/1	249,900	249,900	252,000	100.84%	
Listing Count		4	Averages												9/36	219,800	218,575	216,875	99.17%
			High 252,000														Median 231,250		
			Low 153,000												Total 867,500				
Property Type Count		4	Property Type Avgs												9/36	219,800	218,575		

Click on the MLS# for Additional Information | Click on the Camera ICON for Photo | Click on the Address for Map | R-SqFt: Realist2/CoreLogic Building SqFt

[Click here for Area/SIC reference list.](#)

Report Prepared by: **James H Hood ABR, CRS**

513-201-7890

**RE/MAX Elite**

513-248-3660

*Featured properties many not be listed by the presenting office/agent.*

*Information has not been verified, is not guaranteed and subject to change.*

*Copyright ©2017 MLS of Greater Cincinnati, Inc. All rights reserved.*

